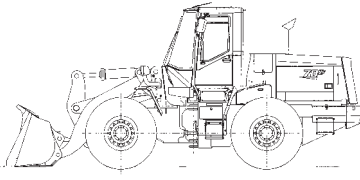
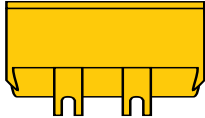
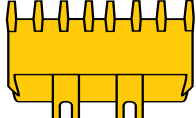
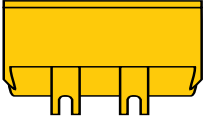
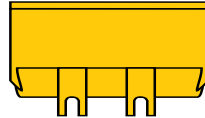


## BUCKET DATA

			Standard Boom			High Lift
			General Purpose Bucket With Bolt-on Cutting Edge	General Purpose Bucket With Teeth	Material Handling Bucket With Bolt-on Cutting Edge	Light Material
						
Capacity	Heaped	yd <sup>3</sup> (m <sup>3</sup> )	3.5 (2.7)	3.25 (2.5)	4.0 (3.1)	3.5 (2.7)
	Struck	yd <sup>3</sup> (m <sup>3</sup> )	3.0 (2.3)	2.8 (2.1)	3.5 (2.7)	3.0 (2.3)
Maximum dumping clearance		ft-in (mm)	9'2 <sup>13</sup> / <sub>16</sub> " (2815)	8'11 <sup>15</sup> / <sub>16</sub> " (2725)	9' <sup>1</sup> / <sub>16</sub> " (2745)	10'6 <sup>1</sup> / <sub>16</sub> " (3200)
Dumping reach (to front of bucket edge or tooth)		ft-in (mm)	3'7 <sup>15</sup> / <sub>16</sub> " (1090)	3'9' <sup>1</sup> / <sub>2</sub> " (1155)	3'9 <sup>1</sup> / <sub>16</sub> " (1160)	3'7 <sup>3</sup> / <sub>4</sub> " (1110)
Bucket hinge pin height		ft-in (mm)	12'9' <sup>1</sup> / <sub>8</sub> " (3890)	12'9' <sup>1</sup> / <sub>8</sub> " (3890)	12'9' <sup>1</sup> / <sub>8</sub> " (3890)	14' <sup>1</sup> / <sub>8</sub> " (4270)
Digging depth		ft-in (mm)	4 <sup>3</sup> / <sub>4</sub> " (120)	5 <sup>5</sup> / <sub>16</sub> " (135)	4 <sup>3</sup> / <sub>4</sub> " (120)	4 <sup>3</sup> / <sub>4</sub> " (120)
Breakout force		lb (kg)	27,780 (12,600)	30,310 (13,750)	25,530 (11,590)	27,866 (12,640)
Bucket tilt-back angle	at ground level		43.5°	43.5°	43.5°	43°
	at carry position		47.0°	47.0°	47.0°	49°
Overall	Length	ft-in (mm)	24'11 <sup>3</sup> / <sub>16</sub> " (7600)	25'3 <sup>3</sup> / <sub>4</sub> " (7715)	25'3' <sup>1</sup> / <sub>16</sub> " (7700)	25'4 <sup>7</sup> / <sub>16</sub> " (7730)
	Height	ft-in (mm)	10'11 <sup>5</sup> / <sub>16</sub> " (3335)	10'11 <sup>5</sup> / <sub>16</sub> " (3335)	10'11 <sup>5</sup> / <sub>16</sub> " (3335)	10'11 <sup>5</sup> / <sub>16</sub> " (3335)
	Width (outside tire)	ft-in (mm)	8'5 <sup>3</sup> / <sub>4</sub> " (2585)	8'5 <sup>3</sup> / <sub>4</sub> " (2585)	8'5 <sup>3</sup> / <sub>4</sub> " (2585)	8'5 <sup>3</sup> / <sub>4</sub> " (2585)
	Width (outside bucket)	ft-in (mm)	8'9' <sup>1</sup> / <sub>8</sub> " (2670)	8'9' <sup>5</sup> / <sub>8</sub> " (2680)	8'9' <sup>1</sup> / <sub>8</sub> " (2670)	8'9' <sup>1</sup> / <sub>8</sub> " (2670)
Wheel base		ft-in (mm)	10' <sup>1</sup> / <sub>8</sub> " (3050)	10' <sup>1</sup> / <sub>8</sub> " (3050)	10' <sup>1</sup> / <sub>8</sub> " (3050)	10' <sup>1</sup> / <sub>8</sub> " (3050)
Minimum turning radius	at outside bucket	ft-in (mm)	19'10 <sup>3</sup> / <sub>8</sub> " (6055)	19'11 <sup>15</sup> / <sub>16</sub> " (6095)	19'11 <sup>3</sup> / <sub>8</sub> " (6080)	20'1' <sup>1</sup> / <sub>4</sub> " (6125)
	at center of outside tire	ft-in (mm)	17'1' <sup>3</sup> / <sub>8</sub> " (5215)	17'1' <sup>3</sup> / <sub>8</sub> " (5215)	17'1' <sup>3</sup> / <sub>8</sub> " (5215)	17'1' <sup>3</sup> / <sub>8</sub> " (5215)
Minimum ground clearance		ft-in (mm)	1'4" (405)	1'4" (405)	1'4" (405)	1'4" (405)
Full articulation angle		degree	40°	40°	40°	40°
Operating weight (with ROPS Cab)		lb (kg)	31,590 (14,330)	31,390 (14,240)	32,210 (14,610)	32,022 (14,525)
Static tipping load (with ROPS Cab)	Straight	lb (kg)	26,630 (12,080)	26,850 (12,180)	26,080 (11,830)	22,123 (10,035)
	Full turn	lb (kg)	22,860 (10,370)	23,080 (10,470)	22,400 (10,160)	18,949 (8595)

The weight and load figure includes optional counterweight, enclosed ROPS cab, air conditioner, 20.5-25-12 (L-2) tires, full fuel tank and operator.

Materials and specifications are subject to change without notice and without obligation on the part of the manufacturer. The specifications supplied, while believed to be completely reliable, are not to be taken as warranty for which we assume legal responsibility.